



BACKSHEET STRESS TESTING ENGINEERING REPORT

PET-, PVDF- and Tedlar®-based Backsheets

DNV GL

Report No.: CSTR-005B-4

August 3, 2018



Executive Summary

Global advisory and certification services provider DNV GL recently conducted an independent test examining the reliability of commercial PV modules made with polyvinylidene fluoride (PVDF), polyethylene terephthalate (PET) and Tedlar® polyvinyl fluoride (PVF)-based backsheets.

For its study, DNV GL employed the Module Accelerated Sequential Testing (MAST) method, developed by DuPont. MAST uses a sequence of damp heat, followed by repeated UV temperature cycling steps, to replicate conditions experienced in the field. During and after the test, DNV GL researchers visually assessed the PV modules and measured their performance.

The testing revealed that in modules made with PVDF backsheets, cracking occurred in air-side layers over busbars. Visible cracks appeared on the backsheet over all busbar ribbons in the long machine direction of the module, indicating mechanical weakness along the transverse direction.

Test findings for PET-based backsheets showed significant yellowing, a sign of polymer degradation and mechanical weakening. The PVDF and PET backsheet failures noted in the test were also observed in the field.

The Tedlar® PVF-based backsheets showed no changes. In fact, Tedlar® backsheets have served in the field for more than 30 years with no observable change.

BACKSHEET STRESS TESTING

Engineering Report

PET-, PVDF-, and Tedlar-based Backsheets

Report No.: CSTR-005B-4

Date: 14 September 2018



IMPORTANT NOTICE AND DISCLAIMER

1. This document is intended for the sole use of the Customer as detailed on the front page of this document to whom the document is addressed and who has entered into a written agreement with the DNV GL entity issuing this document ("DNV GL"). To the extent permitted by law, neither DNV GL nor any group company (the "Group") assumes any responsibility whether in contract, tort including without limitation negligence, or otherwise howsoever, to third parties (being persons other than the Customer), and no company in the Group other than DNV GL shall be liable for any loss or damage whatsoever suffered by virtue of any act, omission or default (whether arising by negligence or otherwise) by DNV GL, the Group or any of its or their servants, subcontractors or agents. This document must be read in its entirety and is subject to any assumptions and qualifications expressed therein as well as in any other relevant communications in connection with it. This document may contain detailed technical data which is intended for use only by persons possessing requisite expertise in its subject matter.
2. This document is protected by copyright and may only be reproduced and circulated in accordance with the Document Classification and associated conditions stipulated or referred to in this document and/or in DNV GL's written agreement with the Customer. No part of this document may be disclosed in any public offering memorandum, prospectus or stock exchange listing, circular or announcement without the express and prior written consent of DNV GL. A Document Classification permitting the Customer to redistribute this document shall not thereby imply that DNV GL has any liability to any recipient other than the Customer.
3. This document has been produced from information relating to dates and periods referred to in this document. This document does not imply that any information is not subject to change. Except and to the extent that checking or verification of information or data is expressly agreed within the written scope of its services, DNV GL shall not be responsible in any way in connection with erroneous information or data provided to it by the Customer or any third party, or for the effects of any such erroneous information or data whether or not contained or referred to in this document.
4. Any energy forecasts estimates or predictions are subject to factors not all of which are within the scope of the probability and uncertainties contained or referred to in this document and nothing in this document guarantees any particular wind speed or energy output.

KEY TO DOCUMENT CLASSIFICATION

Strictly Confidential	:	For disclosure only to named individuals within the Customer's organization.
Private and Confidential	:	For disclosure only to individuals directly concerned with the subject matter of the document within the Customer's organization.
Commercial in Confidence	:	Not to be disclosed outside the Customer's organization.
DNV GL only	:	Not to be disclosed to non-DNV GL staff.
Customer's Discretion	:	Distribution for information only at the discretion of the Customer (subject to the above Important Notice and Disclaimer and the terms of DNV GL's written agreement with the Customer).
Published	:	Available for information only to the general public (subject to the above Important Notice and Disclaimer).

Project name: Backsheet Stress Testing
Report title: Engineering Report
Customer: CONFIDENTIAL
Contact person: CONFIDENTIAL
Date of issue: 14 September 2018
Project No.: CSTR-005
Report No.: CSTR-005B-4

DNV GL - Energy
Advisory Americas

DNV GL PVEL, LLC
1360 Fifth Street
Berkeley, CA 94710
Tel: +1 415 320 7835
Enterprise No.: 27-0489579

Task and objective:
Stress testing of PET, PVDF, and Tedlar-based backsheets for CONFIDENTIAL.


Prepared by:

Verified by:

Approved by:

Jack O'Shaughnessy
Technical Writer

Lee Malmgren
Associate Operations Engineer


Ryan Desharnais
Director, Engineering

- Strictly Confidential
- Private and Confidential
- Commercial in Confidence
- DNV GL only
- Customer's Discretion
- Published

© DNV GL PVEL, LLC. All rights reserved.

Reference to part of this report which may lead to misinterpretation is not permissible.

Revision	Date	Reason for Issue	Prepared by	Verified by	Approved by
1	1/16/2018	Final	Jack O'Shaughnessy	Lee Malmgren	Ryan Desharnais
2	6/12/2018	Addition of Data	Jack O'Shaughnessy	Lee Malmgren	Ryan Desharnais
3	8/3/2018	Revision	Jack O'Shaughnessy	Lee Malmgren	Ryan Desharnais
4	9/6/2018	Revision	Lee Malmgren	Lee Malmgren	Ryan Desharnais

Table of contents

1 SUMMARY	1
2 BACKSHEET STRESS TESTING	2
2.1 Color Measurements	3
2.2 Electroluminescence images	10
2.3 STC performance testing data	40
2.4 Visual inspection notes.....	46
2.5 Wet leakage-current testing data	52

List of appendices

APPENDIX A – FLASH-TEST MEASUREMENT SUMMARY

List of abbreviations

Abbreviation	Meaning
DML	Dynamic mechanical load
DNV GL	DNV GL PVEL, LLC
EL	Electroluminescence
G/G	Glass/glass
G/P	Glass/polymer
IEC	International Electrotechnical Commission
I_{MP}	Current at maximum power
I_{SC}	Short-circuit current
P_{MAX}	Maximum power
PQP	Product Qualification Program
PV	Photovoltaic
STC	Standard test conditions
V_{MP}	Voltage at maximum power
V_{OC}	Open-circuit voltage

1 SUMMARY

Twelve (12) photovoltaic (PV) modules from three (3) different manufacturers were submitted for backsheet testing by DNV GL PVEL, LLC ("DNV GL"). Each PV model consists of a different class of backsheet: PET-, PVDF-, and Tedlar-based backsheets. DNV GL selected two (2) modules per manufacturer to undergo stress testing and characterizations. The test stream can be found in Figure 1-1. Characterizations include color measurements, electroluminescence imaging (EL), flash-testing, visual inspection, and wet leakage-current testing.

This report includes additional testing data for TC600 and UV65 #4. The initial testing data can also be found in report CSTR-005A-1. Following the TC600 stress, the EL image for module ...0543 displayed significant damage to the cells; this is being investigated by DNV GL.

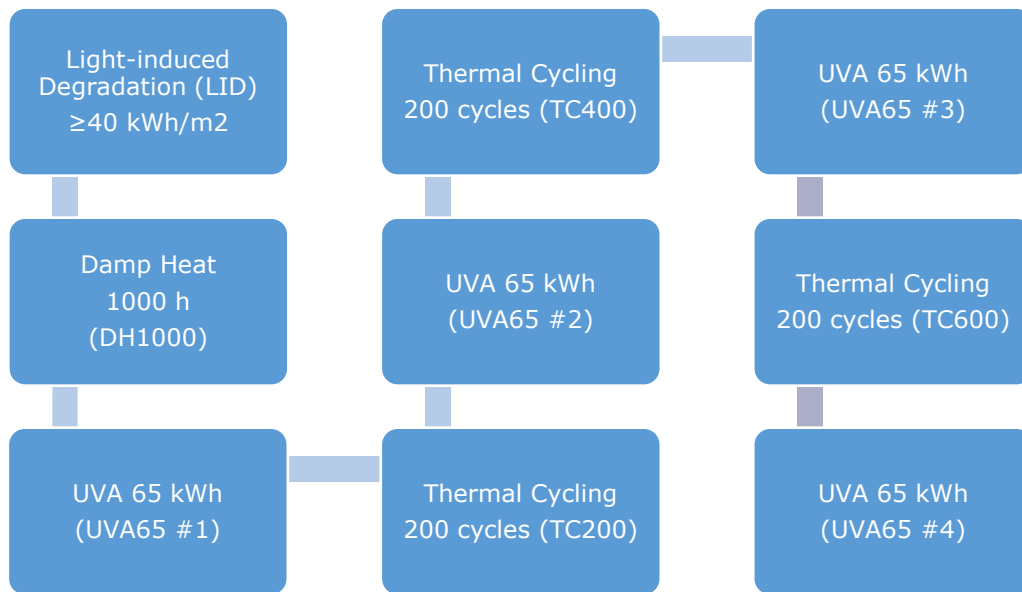


Figure 1-1 Test stream for backsheet testing

2 BACKSHEET STRESS TESTING

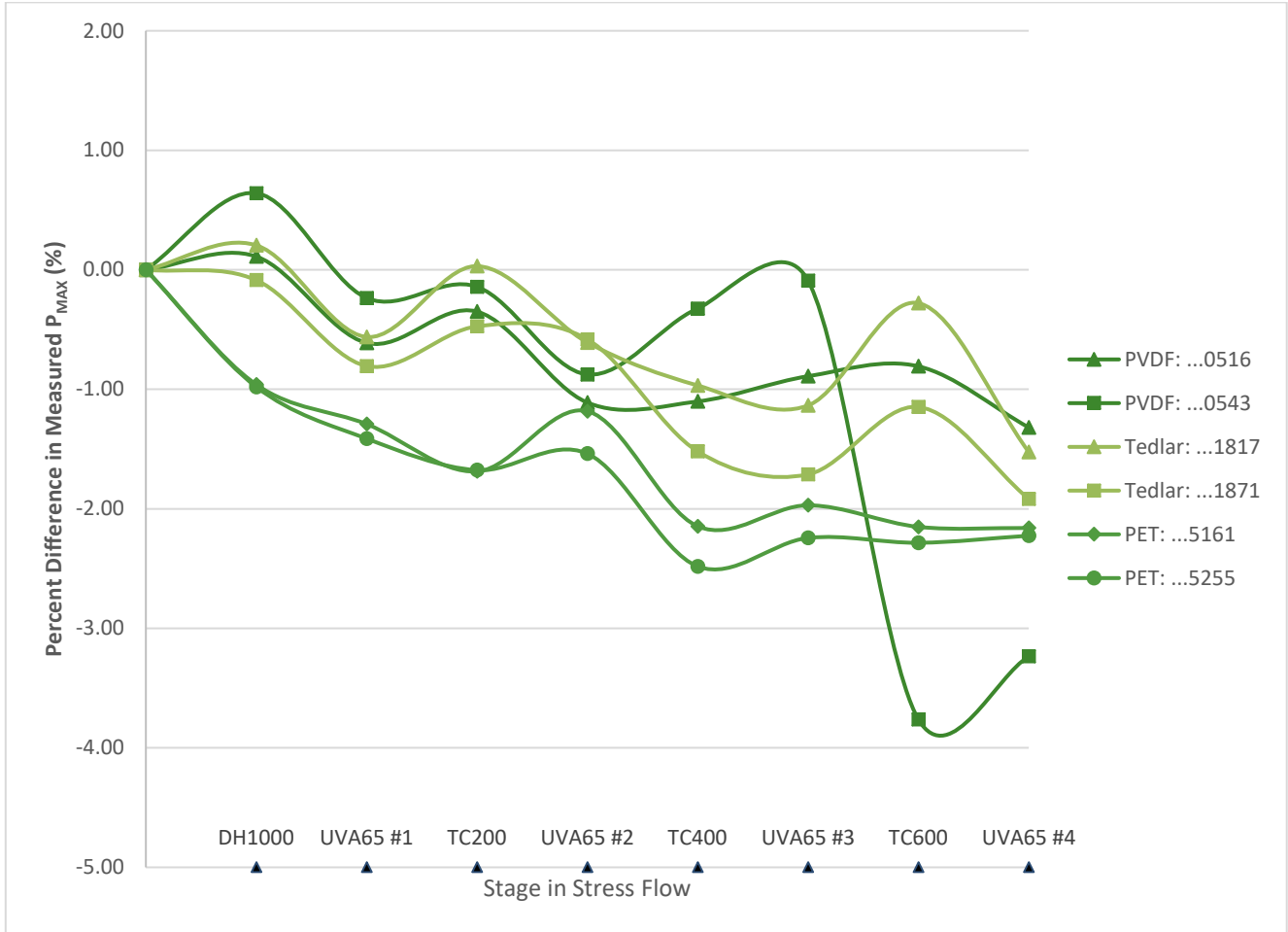


Figure 2-1 Percent difference in measured P_{MAX} due to stress

2.1 Color Measurements

Color measurements were done per ASTM E308 specifications.

2.1.1 Unstressed Measurements

Unstressed Measurements							
...4302 PET backsheet	L*	a*	b*	...1844 Tedlar backsheet	L*	a*	b*
1	93.24	-0.71	1.64	1	88.99	-0.03	0.31
2	93.21	-0.67	1.79	2	88.89	-0.06	0.33
3	93.34	-0.65	1.85	3	88.90	-0.02	0.31
4	93.26	-0.64	1.83	4	88.95	-0.02	0.30
5	93.35	-0.64	1.85	5	88.95	-0.09	0.25
6	93.34	-0.65	1.86	6	89.01	-0.07	0.28
7	93.24	-0.71	1.50	7	88.66	-0.23	0.14
8	93.41	-0.67	1.87	8	88.62	-0.28	0.06
9	93.29	-0.67	1.63	9	88.86	-0.04	0.26
10	93.40	-0.65	1.84	10	88.90	-0.07	0.26
AVG	93.31	-0.67	1.77	AVG	88.87	-0.09	0.25
STD	0.07	0.03	0.129	STD	0.13	0.09	0.09
...0184 PVDF backsheet	L*	a*	b*	...0501 PVDF backsheet	L*	a*	b*
1	93.06	-1.20	-0.63	1	92.78	-1.24	-0.71
2	93.16	-1.11	-0.44	2	93.14	-1.19	-0.64
3	93.47	-1.04	-0.23	3	93.02	-1.21	-0.61
4	93.28	-1.09	-0.35	4	93.02	-1.19	-0.54
5	93.21	-1.11	-0.45	5	92.89	-1.21	-0.61
6	93.27	-1.10	-0.39	6	92.99	-1.19	-0.56
7	93.22	-1.11	-0.47	7	93.12	-1.15	-0.52
8	93.26	-1.11	-0.46	8	92.85	-1.18	-0.55
9	93.49	-1.40	-0.29	9	93.31	-1.14	-0.42
10	93.13	-1.14	-0.53	10	93.10	-1.15	-0.49
AVG	93.26	-1.14	-0.42	AVG	93.02	-1.19	-0.57
STD	0.14	0.10	0.12	STD	0.16	0.03	0.08

2.1.2 Post-UVA65 #1 Measurements

Post UVA65 #1							
...5161 PET backsheet	L*	a*	b*	...5255 PET backsheet	L*	a*	b*
1	93.60	-0.73	1.53	1	93.63	-0.75	1.50
2	93.56	-0.77	1.48	2	93.61	-0.75	1.55
3	93.42	-0.78	1.47	3	93.43	-0.78	1.48
4	93.45	-0.78	1.53	4	93.50	-0.78	1.47
5	93.35	-0.82	1.50	5	93.55	-0.75	1.55
6	93.43	-0.78	1.52	6	93.54	-0.77	1.49
7	93.42	-0.78	1.58	7	93.55	-0.75	1.59
8	93.53	-0.78	1.49	8	93.55	-0.76	1.58
9	93.42	-0.78	1.52	9	93.54	-0.78	1.57
10	93.51	-0.78	1.68	10	93.54	-0.77	1.57
AVG	93.47	-0.78	1.53	AVG	93.54	-0.76	1.54
STD	0.08	0.02	0.06	STD	0.05	0.01	0.05
...0543 PVDF backsheet	L*	a*	b*	...0516 PVDF backsheet	L*	a*	b*
1	93.19	-1.15	-0.14	1	93.03	-1.23	-0.19
2	93.13	-1.21	-0.18	2	93.23	-1.18	-0.09
3	93.20	-1.13	-0.01	3	93.57	-1.11	0.08
4	93.37	-1.14	-0.06	4	93.66	-1.10	0.04
5	92.83	-1.25	-0.26	5	93.13	-1.18	-0.16
6	93.23	-1.19	-0.17	6	92.90	-1.29	-0.33
7	93.25	-1.17	-0.12	7	92.82	-1.25	-0.20
8	92.48	-1.35	-0.42	8	92.86	-1.28	-0.39
9	92.97	-1.08	0.19	9	93.13	-1.15	-0.08
10	92.96	-1.23	-0.21	10	93.08	-1.18	-0.05
AVG	93.06	-1.19	-0.14	AVG	93.14	-1.20	-0.14
STD	0.26	0.08	0.16	STD	0.28	0.07	0.15

Post UVA65 #1							
...1817 Tedlar backsheet	L*	a*	b*	...1871 Tedlar backsheet	L*	a*	b*
1	88.73	0.07	1.08	1	88.90	0.11	1.14
2	88.50	0.15	1.20	2	88.76	0.10	1.12
3	88.56	0.09	1.13	3	88.77	0.07	1.02
4	88.31	0.17	1.23	4	88.73	0.08	1.12
5	88.57	0.13	1.22	5	88.75	0.11	1.27
6	88.69	0.10	1.19	6	88.87	0.09	1.17
7	88.68	0.10	1.11	7	88.79	0.12	1.24
8	88.69	0.12	1.14	8	88.76	0.11	1.30
9	88.63	0.09	1.07	9	88.72	0.08	1.08
10	88.46	0.15	1.23	10	88.77	0.14	1.21
AVG	88.58	0.12	1.16	AVG	88.78	0.10	1.17
STD	0.13	0.03	0.06	STD	0.06	0.02	0.09

2.1.3 Post-UVA65 #2 Measurements

Post UVA65 #2							
...5161 PET backsheet	L*	a*	b*	...5255 PET backsheet	L*	a*	b*
1	93.51	-0.79	2.19	1	93.64	-0.77	2.23
2	93.51	-0.80	2.24	2	93.39	-0.82	2.19
3	93.37	-0.86	2.15	3	93.46	-0.81	2.16
4	93.51	-0.80	2.46	4	93.51	-0.78	2.46
5	93.45	-0.83	2.34	5	93.51	-0.80	2.42
6	93.53	-0.80	2.52	6	93.55	-0.78	2.45
7	93.44	-0.80	2.18	7	93.56	-0.79	2.42
8	93.38	-0.81	2.23	8	94.08	-0.26	4.49
9	93.55	-0.76	2.35	9	93.52	-0.77	2.24
10	93.45	-0.80	2.36	10	93.45	-0.80	2.35
AVG	93.47	-0.81	2.30	AVG	93.57	-0.74	2.54
STD	0.06	0.03	0.12	STD	0.19	0.17	0.69



Post UVA65 #2							
...0543 PVDF backsheet	L*	a*	b*	...0516 PVDF backsheet	L*	a*	b*
1	92.82	-1.24	-0.31	1	92.82	-1.22	-0.10
2	92.98	-1.20	-0.03	2	93.14	-1.17	0.13
3	93.29	-1.17	-0.11	3	93.57	-1.08	0.36
4	93.51	-1.14	0.07	4	93.39	-1.11	0.28
5	92.54	-1.34	-0.37	5	93.02	-1.21	0.01
6	93.04	-1.20	-0.07	6	93.01	-1.21	-0.01
7	93.07	-1.19	-0.04	7	92.95	-1.22	-0.03
8	92.99	-1.18	0.04	8	92.76	-1.24	-0.02
9	93.18	-1.16	0.06	9	93.17	-1.13	0.05
10	93.29	-1.14	0.14	10	93.03	-1.20	-0.01
AVG	93.07	-1.20	-0.06	AVG	93.09	-1.18	0.07
STD	0.27	0.06	0.16	STD	0.25	0.05	0.15
...1817 Tedlar backsheet	L*	a*	b*	...1871 Tedlar backsheet	L*	a*	b*
1	88.78	0.08	1.03	1	88.73	0.08	1.27
2	88.73	0.09	1.14	2	88.81	0.13	1.28
3	88.50	0.11	1.20	3	88.75	0.11	1.11
4	88.64	0.14	1.25	4	88.68	0.12	1.21
5	88.57	0.10	1.22	5	88.73	0.09	1.25
6	88.67	0.00	1.14	6	88.84	0.10	1.26
7	88.65	0.06	1.09	7	88.81	0.08	1.17
8	88.60	0.03	1.11	8	88.69	0.11	1.32
9	88.63	0.10	1.13	9	88.74	0.09	1.11
10	88.58	0.08	1.21	10	88.71	0.09	1.22
AVG	88.64	0.08	1.15	AVG	88.75	0.10	1.22
STD	0.08	0.04	0.07	STD	0.05	0.02	0.07

2.1.4 Post-UVA65 #3 Measurements

Post UVA65 #3							
...5161: PET backsheet	L*	a*	b*	...5255: PET backsheet	L*	a*	b*
1	93.58	-0.76	2.88	1	93.47	-0.79	2.89
2	93.48	-0.79	3.02	2	93.51	-0.79	3.01
3	93.32	-0.82	2.80	3	93.44	-0.81	2.88
4	93.24	-0.83	2.94	4	93.39	-0.76	3.17
5	93.22	-0.82	2.99	5	93.45	-0.76	3.34
6	93.50	-0.77	3.07	6	93.36	-0.78	3.16
7	93.28	-0.82	2.81	7	93.28	-0.71	3.27
8	93.28	-0.74	2.94	8	93.44	-0.76	2.91
9	93.34	-0.76	2.83	9	93.36	-0.77	2.96
10	93.46	-0.79	2.85	10	93.46	-0.71	3.13
AVG	93.37	-0.79	2.91	AVG	93.42	-0.76	3.07
STD	0.12	0.03	0.09	STD	0.07	0.03	0.16
...0543: PVDF backsheet	L*	a*	b*	...0516: PVDF backsheet	L*	a*	b*
1	93.18	-1.12	0.41	1	93.03	-1.16	0.36
2	92.75	-1.22	0.18	2	92.91	-1.14	0.40
3	93.13	-1.11	0.38	3	93.00	-1.16	0.48
4	93.31	-1.11	0.29	4	93.27	-1.10	0.55
5	92.77	-1.11	0.46	5	92.75	-1.14	0.44
6	93.20	-1.12	0.27	6	92.68	-1.20	0.23
7	93.07	-1.15	0.24	7	92.75	-1.21	0.21
8	93.40	-1.16	0.23	8	92.89	-1.12	0.51
9	93.49	-1.07	0.27	9	92.94	-1.13	0.35
10	93.13	-1.13	0.38	10	92.95	-1.16	0.36
AVG	93.14	-1.13	0.31	AVG	92.92	-1.15	0.39
STD	0.24	0.04	0.09	STD	0.17	0.03	0.11


Post UVA65 #3							
...1817: Tedlar backsheet	L*	a*	b*	...1871: Tedlar backsheet	L*	a*	b*
1	88.72	0.05	1.05	1	88.80	0.07	1.28
2	88.68	0.07	1.13	2	88.76	0.07	1.22
3	88.40	0.10	1.20	3	88.83	0.06	1.16
4	88.44	0.08	1.22	4	88.72	0.07	1.25
5	88.79	0.07	1.17	5	88.75	0.10	1.35
6	88.76	0.06	1.17	6	88.85	0.07	1.26
7	88.62	0.05	1.12	7	88.77	0.06	1.21
8	88.63	0.09	1.16	8	88.68	0.05	1.27
9	88.69	0.07	1.09	9	88.60	0.01	1.16
10	88.44	0.11	1.19	10	88.59	0.09	1.33
AVG	88.62	0.08	1.15	AVG	88.74	0.07	1.25
STD	0.14	0.02	0.05	STD	0.09	0.02	0.06

2.1.5 Post-UVA65 #4 Measurements

Post UVA65 #4							
...5161: PET backsheet	L*	a*	b*	...5255: PET backsheet	L*	a*	b*
1	93.37	-0.72	3.220	1	93.42	-0.71	3.47
2	93.38	-0.75	3.210	2	93.43	-0.72	3.38
3	93.27	-0.78	3.080	3	93.28	-0.73	3.31
4	93.44	-0.74	3.180	4	93.25	-0.70	3.64
5	93.35	-0.76	3.140	5	93.43	-0.71	3.55
6	93.29	-0.72	3.210	6	93.37	-0.71	3.58
7	93.37	-0.71	3.180	7	93.19	-0.69	3.51
8	93.28	-0.64	3.650	8	93.38	-0.76	3.42
9	93.47	-0.69	3.220	9	93.45	-0.75	3.13
10	93.40	-0.71	3.230	10	93.27	-0.70	3.63
AVG	93.36	-0.72	3.23	AVG	93.35	-0.72	3.46
STD	0.07	0.04	0.15	STD	0.09	0.02	0.16


Post UVA65 #4							
...0543: PVDF backsheet	L*	a*	b*	...0516: PVDF backsheet	L*	a*	b*
1	92.57	-1.32	-0.180	1	92.62	-1.19	0.23
2	92.47	-1.33	0.020	2	92.97	-1.12	0.42
3	93.27	-1.16	0.300	3	93.28	-1.03	0.71
4	93.12	-1.21	0.280	4	93.03	-1.13	0.41
5	92.57	-1.29	0.120	5	92.72	-1.08	0.46
6	92.96	-1.18	0.300	6	92.84	-1.16	0.38
7	93.02	-1.20	0.220	7	92.99	-1.16	0.42
8	92.89	-1.20	0.390	8	92.62	-1.29	0.18
9	87.11	-0.34	6.430	9	92.92	-1.15	0.35
10	92.94	-1.17	0.440	10	92.89	-1.19	0.42
AVG	92.29	-1.14	0.83	AVG	92.89	-1.15	0.40
STD	1.84	0.29	1.98	STD	0.20	0.07	0.14
...1817: Tedlar backsheet	L*	a*	b*	...1871: Tedlar backsheet	L*	a*	b*
1	88.49	0.09	1.060	1	88.44	0.01	1.24
2	88.47	0.09	1.240	2	88.48	0.07	1.18
3	88.33	0.07	1.300	3	88.57	0.10	1.11
4	88.37	0.12	1.310	4	88.62	0.09	1.11
5	88.42	0.02	1.300	5	88.55	0.09	1.23
6	88.50	0.07	1.160	6	88.73	0.07	1.31
7	88.59	0.04	1.020	7	88.55	0.08	1.31
8	88.53	0.06	1.120	8	88.45	0.07	1.29
9	88.48	0.12	1.320	9	88.56	0.06	1.07
10	88.60	0.06	1.100	10	88.41	0.04	1.21
AVG	88.48	0.07	1.19	AVG	88.54	0.07	1.21
STD	0.09	0.03	0.11	STD	0.10	0.03	0.09

2.2 Electroluminescence images




Backsheet Type: PVDF
Serial Number: ...0516

Post-DH1000




Post-UVA65 #1




Backsheet Type: PVDF
Serial Number: ...0516

Post-TC200




Post-UVA65 #2




Backsheet Type: PVDF
Serial Number: ...0516

Post-TC400




Post-UVA65 #3




Backsheet Type: PVDF
Serial Number: ...0516

Post-TC600




Post-UVA65 #4




Backsheet Type: PVDF
Serial Number: ...0543

Pre-stress




Post-LID




Backsheet Type: PVDF
Serial Number: ...0543

Post-DH1000




Post-UVA65 #1




Backsheet Type: PVDF
Serial Number: ...0543

Post-TC200




Post-UVA65 #2




Backsheet Type: PVDF
Serial Number: ...0543

Post-TC400




Post-UVA65 #3




Backsheet Type: PVDF
Serial Number: ...0543

Post-TC600




Post-UVA65 #4




Backsheet Type: Tedlar
Serial Number: ...1817

Pre-stress




Post-LID




Backsheet Type: Tedlar
Serial Number: ...1817

Post-DH1000




Post-UVA65 #1




Backsheet Type: Tedlar
Serial Number: ...1817

Post-TC200




Post-UVA65 #2






Backsheet Type: Tedlar
Serial Number: ...1817

Post-TC400




Post-UVA65 #3




Backsheet Type: Tedlar
Serial Number: ...1817

Post-TC600




Post-UVA65 #4




Backsheet Type: Tedlar
Serial Number: ...1871

Pre-stress




Post-LID




Backsheet Type: Tedlar
Serial Number: ...1871

Post-DH1000




Post-UVA65 #1




Backsheet Type: Tedlar
Serial Number: ...1871

Post-TC200




Post-UVA65 #2




Backsheet Type: Tedlar
Serial Number: ...1871

Post-TC400




Post-UVA65 #3




Backsheet Type: Tedlar
Serial Number: ...1871

Post-TC600




Post-UVA65 #4




Backsheet Type: PET
Serial Number: ...5161

Pre-stress




Post-LID




Backsheet Type: PET
Serial Number: ...5161

Post-DH1000




Post-UVA65 #1




Backsheet Type: PET
Serial Number: ...5161

Post-TC200




Post-UVA65 #2




Backsheet Type: PET
Serial Number: ...5161

Post-TC400




Post-UVA65 #3




Backsheet Type: PET
Serial Number: ...5161

Post-TC600




Post-UVA65 #4




Backsheet Type: PET
Serial Number: ...5255

Pre-stress




Post-LID




Backsheet Type: PET
Serial Number: ...5255

Post-DH1000




Post-UVA65 #1




Backsheet Type: PET
Serial Number: ...5255

Post-TC200




Post-UVA65 #2




Backsheet Type: PET
Serial Number: ...5255

Post-TC400




Post-UVA65 #3




Backsheet Type: PET
Serial Number: ...5255

Post-TC600



Post-UVA65 #4



2.3 STC performance testing data

Pre-stress Testing Data						
Backsheet Type	Serial Number	P _{MAX} [W]	V _{OC} [V]	V _{MP} [V]	I _{SC} [A]	I _{MP} [A]
PVDF	...0516	263.6	38.22	30.98	9.038	8.508
PVDF	...0543	262.3	38.11	30.84	9.025	8.504
Tedlar	...1817	262.8	37.91	30.66	9.137	8.571
Tedlar	...1871	263.9	37.92	30.78	9.154	8.575
PET	...5161	263.9	38.01	30.78	9.148	8.576
PET	...5255	263.7	38.05	30.78	9.114	8.567
Percent Difference from Nameplate Data						
Type	Serial Number	P _{MAX} [%]	V _{OC} [%]	V _{MP} [%]	I _{SC} [%]	I _{MP} [%]
PVDF	...0516	-2.37	0.85	0.59	-3.03	-2.77
PVDF	...0543	-2.85	0.56	0.14	-3.16	-2.81
Tedlar	...1817	-0.82	-1.80	-2.34	1.19	1.55
Tedlar	...1871	-0.40	-1.76	-1.97	1.37	1.60
PET	...5161	-0.40	-0.75	-0.08	0.52	-0.39
PET	...5255	-0.48	-0.66	-0.05	0.16	-0.50

Post-LID Testing Data						
Type	Serial Number	P _{MAX} [W]	V _{OC} [V]	V _{MP} [V]	I _{SC} [A]	I _{MP} [A]
PVDF	...0516	256.9	38.04	30.63	8.897	8.386
PVDF	...0543	256.0	38.03	30.54	8.908	8.382
Tedlar	...1817	255.7	37.66	30.25	9.006	8.455
Tedlar	...1871	257.7	37.68	30.39	9.044	8.481
PET	...5161	261.4	37.89	30.62	9.109	8.538
PET	...5255	261.3	37.96	30.63	9.077	8.531
Percent Difference from Pre-stress Testing Data						
Type	Serial Number	P _{MAX} [%]	V _{OC} [%]	V _{MP} [%]	I _{SC} [%]	I _{MP} [%]
PVDF	...0516	-2.55	-0.49	-1.13	-1.56	-1.43
PVDF	...0543	-2.41	-0.23	-0.98	-1.30	-1.44
Tedlar	...1817	-2.70	-0.65	-1.37	-1.44	-1.35
Tedlar	...1871	-2.37	-0.64	-1.29	-1.20	-1.10

Post-LID Testing Data						
Type	Serial Number	P _{MAX} [W]	V _{OC} [V]	V _{MP} [V]	I _{SC} [A]	I _{MP} [A]
PET	...5161	-0.95	-0.32	-0.51	-0.42	-0.44
PET	...5255	-0.91	-0.23	-0.49	-0.41	-0.42

Post-DH1000 Testing Data						
Type	Serial Number	P _{MAX} [W]	V _{OC} [V]	V _{MP} [V]	I _{SC} [A]	I _{MP} [A]
PVDF	...0516	257.2	38.19	31.00	8.796	8.294
PVDF	...0543	257.6	38.11	30.85	8.851	8.350
Tedlar	...1817	256.3	37.89	30.70	8.890	8.347
Tedlar	...1871	257.5	37.95	30.74	8.893	8.375
PET	...5161	258.9	38.00	30.75	8.993	8.420
PET	...5255	258.8	38.03	30.71	8.973	8.428

Percent Difference from Pre-stress Testing Data						
Type	Serial Number	P _{MAX} [%]	V _{OC} [%]	V _{MP} [%]	I _{SC} [%]	I _{MP} [%]
PVDF	...0516	0.11	0.41	1.22	-1.13	-1.09
PVDF	...0543	0.64	0.23	1.03	-0.65	-0.38
Tedlar	...1817	0.21	0.62	1.51	-1.29	-1.29
Tedlar	...1871	-0.09	0.73	1.17	-1.67	-1.24
PET	...5161	-0.96	0.28	0.43	-1.27	-1.39
PET	...5255	-0.98	0.19	0.23	-1.14	-1.21

Post-UVA65 #1 Testing Data						
Type	Serial Number	P _{MAX} [W]	V _{OC} [V]	V _{MP} [V]	I _{SC} [A]	I _{MP} [A]
PVDF	...0516	255.3	38.15	30.85	8.783	8.276
PVDF	...0543	255.4	38.07	30.72	8.823	8.313
Tedlar	...1817	254.3	37.80	30.58	8.840	8.317
Tedlar	...1871	255.6	37.77	30.58	8.895	8.360
PET	...5161	258.1	37.93	30.68	8.988	8.412
PET	...5255	257.6	37.93	30.59	8.981	8.423

Percent Difference from Pre-stress Testing Data						
Type	Serial Number	P _{MAX} [%]	V _{OC} [%]	V _{MP} [%]	I _{SC} [%]	I _{MP} [%]

Post-UVA65 #1 Testing Data						
Type	Serial Number	P _{MAX} [W]	V _{OC} [V]	V _{MP} [V]	I _{SC} [A]	I _{MP} [A]
PVDF	...0516	-0.61	0.30	0.70	-1.27	-1.31
PVDF	...0543	-0.24	0.12	0.58	-0.96	-0.82
Tedlar	...1817	-0.56	0.36	1.09	-1.84	-1.64
Tedlar	...1871	-0.81	0.25	0.63	-1.65	-1.43
PET	...5161	-1.29	0.11	0.19	-1.34	-1.48
PET	...5255	-1.41	-0.06	-0.15	-1.06	-1.26

Post-TC200 Testing Data						
Type	Serial Number	P _{MAX} [W]	V _{OC} [V]	V _{MP} [V]	I _{SC} [A]	I _{MP} [A]
PVDF	...0516	256.0	38.19	30.81	8.820	8.308
PVDF	...0543	255.6	38.08	30.60	8.869	8.352
Tedlar	...1817	255.8	37.81	30.52	8.930	8.381
Tedlar	...1871	256.5	37.83	30.53	8.961	8.401
PET	...5161	257.0	37.88	30.50	9.014	8.428
PET	...5255	257.0	37.96	30.48	8.988	8.431

Percent Difference from Pre-stress Testing Data						
Type	Serial Number	P _{MAX} [%]	V _{OC} [%]	V _{MP} [%]	I _{SC} [%]	I _{MP} [%]
PVDF	...0516	-0.35	0.40	0.59	-0.86	-0.93
PVDF	...0543	-0.14	0.15	0.21	-0.44	-0.35
Tedlar	...1817	0.03	0.41	0.92	-0.84	-0.89
Tedlar	...1871	-0.47	0.40	0.47	-0.92	-0.94
PET	...5161	-1.69	-0.04	-0.40	-1.05	-1.29
PET	...5255	-1.68	0.00	-0.52	-0.98	-1.17

Post-UVA65 #2 Testing Data						
Type	Serial Number	P _{MAX} [W]	V _{OC} [V]	V _{MP} [V]	I _{SC} [A]	I _{MP} [A]
PVDF	...0516	254.0	38.12	30.57	8.835	8.310
PVDF	...0543	253.7	38.12	30.42	8.865	8.341
Tedlar	...1817	254.2	37.75	30.41	8.923	8.359
Tedlar	...1871	256.2	37.92	30.54	8.945	8.387

Post-UVA65 #2 Testing Data						
Type	Serial Number	P _{MAX} [W]	V _{OC} [V]	V _{MP} [V]	I _{SC} [A]	I _{MP} [A]
PET	...5161	258.3	38.02	30.63	9.018	8.435
PET	...5255	257.3	37.96	30.48	9.019	8.442
Percent Difference from Pre-stress Testing Data						
Type	Serial Number	P _{MAX} [%]	V _{OC} [%]	V _{MP} [%]	I _{SC} [%]	I _{MP} [%]
PVDF	...0516	-1.11	0.22	-0.21	-0.70	-0.90
PVDF	...0543	-0.88	0.26	-0.39	-0.49	-0.48
Tedlar	...1817	-0.61	0.23	0.54	-0.92	-1.14
Tedlar	...1871	-0.58	0.63	0.52	-1.10	-1.10
PET	...5161	-1.18	0.33	0.02	-1.00	-1.21
PET	...5255	-1.54	-0.01	-0.51	-0.63	-1.04

Post-TC400 Testing Data						
Type	Serial Number	P _{MAX} [W]	V _{OC} [V]	V _{MP} [V]	I _{SC} [A]	I _{MP} [A]
PVDF	...0516	254.0	38.13	30.60	8.835	8.302
PVDF	...0543	255.1	38.08	30.57	8.854	8.345
Tedlar	...1817	253.3	37.79	30.39	8.899	8.334
Tedlar	...1871	253.8	37.74	30.38	8.915	8.354
PET	...5161	255.8	37.93	30.40	9.013	8.414
PET	...5255	254.8	37.86	30.32	8.999	8.406
Percent Difference from Pre-stress Testing Data						
Type	Serial Number	P _{MAX} [%]	V _{OC} [%]	V _{MP} [%]	I _{SC} [%]	I _{MP} [%]
PVDF	...0516	-1.10	0.25	-0.10	-0.70	-1.00
PVDF	...0543	-0.32	0.14	0.12	-0.61	-0.44
Tedlar	...1817	-0.97	0.35	0.48	-1.19	-1.44
Tedlar	...1871	-1.52	0.17	-0.02	-1.43	-1.50
PET	...5161	-2.15	0.11	-0.71	-1.06	-1.45
PET	...5255	-2.48	-0.26	-1.03	-0.86	-1.47

Post-UVA65 #3 Testing Data						
Type	Serial Number	P _{MAX} [W]	V _{OC} [V]	V _{MP} [V]	I _{SC} [A]	I _{MP} [A]
PVDF	...0516	254.6	38.08	30.54	8.867	8.336
PVDF	...0543	255.7	38.08	30.50	8.909	8.386
Tedlar	...1817	252.8	37.83	30.28	8.910	8.350
Tedlar	...1871	253.3	37.74	30.25	8.943	8.374
PET	...5161	256.3	37.80	30.30	9.052	8.459
PET	...5255	255.5	37.80	30.21	9.058	8.457
Percent Difference from Pre-stress Testing Data						
Type	Serial Number	P _{MAX} [%]	V _{OC} [%]	V _{MP} [%]	I _{SC} [%]	I _{MP} [%]
PVDF	...0516	-0.89	0.13	-0.30	-0.34	-0.60
PVDF	...0543	-0.09	0.15	-0.14	0.01	0.05
Tedlar	...1817	-1.14	0.45	0.12	-1.06	-1.25
Tedlar	...1871	-1.71	0.17	-0.45	-1.11	-1.26
PET	...5161	-1.97	-0.25	-1.05	-0.63	-0.93
PET	...5255	-2.24	-0.43	-1.39	-0.21	-0.86

Post-TC600 Testing Data						
Type	Serial Number	P _{MAX} [W]	V _{OC} [V]	V _{MP} [V]	I _{SC} [A]	I _{MP} [A]
PVDF	...0516	254.8	38.20	30.60	8.854	8.326
PVDF	...0543	246.3	37.90	29.99	8.895	8.214
Tedlar	...1817	255.0	37.93	30.37	8.971	8.396
Tedlar	...1871	254.7	37.78	30.28	8.984	8.412
PET	...5161	255.8	37.82	30.24	9.085	8.460
PET	...5255	255.4	37.84	30.17	9.067	8.465
Percent Difference from Pre-stress Testing Data						
Type	Serial Number	P _{MAX} [%]	V _{OC} [%]	V _{MP} [%]	I _{SC} [%]	I _{MP} [%]
PVDF	...0516	-0.81	0.43	-0.09	-0.48	-0.72
PVDF	...0543	-3.76	-0.33	-1.80	-0.15	-2.00
Tedlar	...1817	-0.28	0.71	0.43	-0.39	-0.70
Tedlar	...1871	-1.15	0.28	-0.34	-0.66	-0.81
PET	...5161	-2.15	-0.18	-1.24	-0.27	-0.92



Post-TC600 Testing Data

Type	Serial Number	P _{MAX} [W]	V _{OC} [V]	V _{MP} [V]	I _{SC} [A]	I _{MP} [A]
PET	...5255	-2.28	-0.33	-1.53	-0.11	-0.77

Post-UVA65 #4 Testing Data

Type	Serial Number	P _{MAX} [W]	V _{OC} [V]	V _{MP} [V]	I _{SC} [A]	I _{MP} [A]
PVDF	...0516	253.5	38.12	30.38	8.898	8.344
PVDF	...0543	247.7	37.89	29.97	8.912	8.266
Tedlar	...1817	251.8	37.73	30.00	8.994	8.394
Tedlar	...1871	252.8	37.76	30.08	8.995	8.403
PET	...5161	255.8	37.84	30.19	9.095	8.472
PET	...5255	255.5	37.86	30.17	9.078	8.468

Percent Difference from Pre-stress Testing Data



Type	Serial Number	P _{MAX} [%]	V _{OC} [%]	V _{MP} [%]	I _{SC} [%]	I _{MP} [%]
PVDF	...0516	-1.32	0.21	-0.82	0.01	-0.50
PVDF	...0543	-3.24	-0.35	-1.88	0.04	-1.39
Tedlar	...1817	-1.52	0.19	-0.80	-0.13	-0.73
Tedlar	...1871	-1.92	0.23	-1.01	-0.54	-0.92
PET	...5161	-2.16	-0.13	-1.39	-0.16	-0.78
PET	...5255	-2.23	-0.25	-1.50	0.01	-0.73



2.4 Visual inspection notes

Visual inspection was performed per ASTM D2244. Abnormalities found throughout testing are noted below.



Post-UVA65 #3 Inspection Notes		
Type	Serial Number	Notes
PVDF	...0516	Backsheet cracks along ribbons
PVDF	...0543	Backsheet cracks along ribbons















2.5 Wet leakage-current testing data

IEC 61215 Sec. 10.15 defines a passing insulation resistance for the type of module tested to be no less than 40 M Ω ·m².

Post-LID Testing Data			
Type	Serial Number	Leakage-current [μ A]	Insulation Resistance [M Ω ·m ²]
PVDF	...0516	1	1609
PVDF	...0543	1	1609
Tedlar	...1817	1	1637
Tedlar	...1871	1	1637
PET	...5161	1	1670
PET	...5255	1	1670

Post-DH1000 Testing Data			
Type	Serial Number	Leakage-current [μ A]	Insulation Resistance [M Ω ·m ²]
PVDF	...0516	1	1609
PVDF	...0543	1	1609
Tedlar	...1817	1	1637
Tedlar	...1871	1	1637
PET	...5161	1	1670
PET	...5255	1	1670



Post-UVA65 #1 Testing Data			
Type	Serial Number	Leakage-current [μA]	Insulation Resistance [MΩ·m ²]
PVDF	...0516	1	1609
PVDF	...0543	1	1609
Tedlar	...1817	1	1637
Tedlar	...1871	1	1637
PET	...5161	1	1670
PET	...5255	1	1670

Post-TC200 Testing Data			
Type	Serial Number	Leakage-current [μA]	Insulation Resistance [MΩ·m ²]
PVDF	...0516	1	1609
PVDF	...0543	1	1609
Tedlar	...1817	1	1637
Tedlar	...1871	1	1637
PET	...5161	1	1670
PET	...5255	1	1670

Post-UVA65 #2 Testing Data			
Type	Serial Number	Leakage-current [μA]	Insulation Resistance [MΩ·m ²]
PVDF	...0516	1	1609
PVDF	...0543	1	1609
Tedlar	...1817	1	1637
Tedlar	...1871	1	1637
PET	...5161	1	1670
PET	...5255	1	1670



Post-TC400 Testing Data			
Type	Serial Number	Leakage-current [μ A]	Insulation Resistance [$M\Omega \cdot m^2$]
PVDF	...0516	1	1609
PVDF	...0543	1	1609
Tedlar	...1817	1	1637
Tedlar	...1871	1	1637
PET	...5161	1	1670
PET	...5255	1	1670

Post-UVA65 #3 Testing Data			
Type	Serial Number	Leakage-current [μ A]	Insulation Resistance [$M\Omega \cdot m^2$]
PVDF	...0516	1	1609
PVDF	...0543	1	1609
Tedlar	...1817	1	1637
Tedlar	...1871	1	1637
PET	...5161	1	1670
PET	...5255	1	1670

Post-TC600 Testing Data			
Type	Serial Number	Leakage-current [μ A]	Insulation Resistance [$M\Omega \cdot m^2$]
PVDF	...0516	1	1609
PVDF	...0543	1	1609
Tedlar	...1817	1	1637
Tedlar	...1871	1	1637
PET	...5161	1	1670
PET	...5255	1	1670



Post-UVA65 #4 Testing Data			
Type	Serial Number	Leakage-current [μ A]	Insulation Resistance [$M\Omega \cdot m^2$]
PVDF	...0516	1	1609
PVDF	...0543	1	1609
Tedlar	...1817	1	1637
Tedlar	...1871	1	1637
PET	...5161	1	1670
PET	...5255	1	1670

APPENDIX A – FLASH-TEST MEASUREMENT SUMMARY

Per IEC 60904-1 Second Edition 2006-9

Pasan SunSim 3b pulsed solar simulator (flash-tester)

- Class A+A+A+
 - Non-uniformity of irradiance $\leq 1\%$
 - Long-term pulse instability $\leq 1\%$
 - Spectral irradiance distribution $\leq \pm 12.5\%$
- All performance values are extracted from the measured I-V data
- Expanded ($k = 1.96$) uncertainty values at STC (assuming a spectral mismatch factor of 1 and not including module metastability behavior):
 - V_{OC} : $\pm 0.79\%$
 - I_{SC} : $\pm 1.64\%$
 - P_{MAX} : $\pm 2.00\%$
- Maximum difference of achieved temperature/irradiance from target temperature/irradiance:
 - Temperature: $\pm 1^{\circ}\text{C}$
 - Irradiance: $\pm 0.5\%$

DNV GL's Pasan SunSim 3b pulsed solar simulator was calibrated using a JA Solar polycrystalline reference module (Serial Number 147P607222930001) that was calibrated by Fraunhofer Institut für Solare Energiesysteme (ISE). The next calibration due date is October 27, 2018. After calibrating the flash-tester to the JA Solar reference module, the modules were flash-tested according to IEC 60904-1.



ABOUT DNV GL

Driven by our purpose of safeguarding life, property and the environment, DNV GL enables organizations to advance the safety and sustainability of their business. We provide classification, technical assurance, software and independent expert advisory services to the maritime, oil & gas and energy industries. We also provide certification services to customers across a wide range of industries. Combining leading technical and operational expertise, risk methodology and in-depth industry knowledge, we empower our customers' decisions and actions with trust and confidence. We continuously invest in research and collaborative innovation to provide customers and society with operational and technological foresight. Operating in more than 100 countries, our professionals are dedicated to helping customers make the world safer, smarter and greener.



**To learn more about DuPont Photovoltaic Solutions,
visit photovoltaics.dupont.com**